

# Do Bugs Need Drugs? Daycare Program



Part Three: Activities for 3 - 5 Year Olds

# Activities for 3 - 5 Year Olds

---

## Contents

Dialog with Bugaloo Hand Puppet.....	3
Bugaloo Hand Puppet.....	7
Germs Are Everywhere.....	8
Twinkle Twinkle Handwashing Song.....	9
Bug Toss.....	10
Bug Toss Box Picture.....	11
Bug Puppets.....	12
Bacteria & Virus Shapes.....	13
Invisible Germs.....	17

# Activities for 3 - 5 Year Olds

## Dialog with Bugaloo Hand Puppet

### Materials

- Bugaloo Hand Puppet
- Book: *Germs Are Not for Sharing* by Elizabeth Verdick
- Book: *I Don't Want to Wash My Hands* by Tony Ross

### Optimal Group Size

- 3 - 5 year old storytime group

### Activity Suggestion:

- Have children bring a sock or glove and let them make their own "Bugaloo" puppet to play with.

### Caution:

- Bugaloo Puppet Hand is for Adult Use Only. Puppet is not child safe. Small objects should be used only with adult supervision.
- 

Puppet: Hi, everybody!  
I'm a bug and my name is Bugaloo  
What's your name? *<points at a child in group and waits for answer>*  
Are you a bug? No, you are a girl/boy.

Facilitator: Hi, Bugaloo!  
I'm glad you could come to visit us today. You don't look like a ladybug to me- what kind of bug are you?

Puppet: I'm glad you asked. I'm a Bacteria Bug. I'm the good guy. I live in people's tummies and on peoples' skins. I try to stop my bad brothers and sisters, the germs, from coming in and making people sick! *<Curls fingers, moves wrist downwards for a dejected look, a low sad voice>*  
Well, sometimes those bad guys sneak in all the same. I can't always catch them.

Facilitator: Whoa- Bugaloo, that's quite a job!  
You are catching some bad guys. You are O.K. Why don't you tell the children about yourself and your bad brothers and sisters, the germs?  
*<Aaachooo- pretends to sneeze and cough loudly>*

# Activities for 3 - 5 Year Olds

Puppet: Gesundheit! I believe you caught a bug. Ha! Cover your mouth when you cough *<Hands facilitator a tissue.>* Here's a tissue for your nose. And you better wash your hands before you touch anything!

Facilitator: Why? *<Sniffles slightly>*

Puppet: So you don't spread more of your – the GERMS- to other children. You've already sneezed a whole lot of them into the air!

Facilitator: Really? I didn't see any germs flying out of my face! *<Turns to children>*

Did you see any, boys and girls? *<Waits for response>*

Puppet: No, Silly – we, bugs are so tiny, nobody can see us. We are INVISIBLE – but we are everywhere! Some of my bad brothers and sisters live on everything you touch and everything you put in your mouth. They can make you sick!

Facilitator: Really! Ooh – that's not so good!

Puppet: But there's more! There are also GERMS called VIRUS BUGS *<shakes and jiggles>*. They are very distant cousins of mine. They are nothing like me. They don't even look as cute as me. They look like... Hmm, *<glides smoothly over group of children>*

Facilitator: Like this? *<Pulls out picture of virus>*

Puppet: *<stiffens, stands to attention>* YIKES! – That's them. What ugly nasties! *<In a calmer voice>* Virus bugs are everywhere, too- just like us. They like to float in the air. They travel in those tiny nose droplets when you sneeze and cough. They can give you a nasty cold and flu and make you feel terrible!

Facilitator: Bugaloo – isn't there a medicine that makes the cold and flu bugs go away?

Puppet: *<in a sad voice>* No, there isn't. Drugs don't work against virus bugs – those nasty types just laugh at them!

Facilitator: So, what can we do to make us feel better?

# Activities for 3 - 5 Year Olds

Puppet: Hmm - Let me think. Bed rest, chicken soup, HUGS and CUDDLES. That should do it! But there is a drug that works against my bad Bacteria brothers and sisters. It is called: ANTIBIOTIC

Facilitator: Whoa – not so fast, Bugaloo – that’s a mouthful of a word. *<Turns to children>*

Can we all say that, Boys and Girls? ANTIBIOTIC

Puppet: *<all excited>* And you know that happens when people with colds and flu bugs keep taking this antibiotic drug anyway? *<Aside: Maybe because they don’t believe me...>*

Facilitator: No, Bugaloo – Tell us!

Puppet: Well- we Bacteria bugs will eat the drugs. Some will die but some will have LOTS OF ENERGY. They will make us INVISIBLE...

Facilitator: You Mean.... INVINCIBLE?

Puppet: Yeah, that’s what I mean. INVISIBLE AND INVINCIBLE – stronger and harder to kill! We’ll become SUPERBUGS... *<Jumps, jiggles, roars, floats upside down>*

Facilitator: COOL IT, BUGALOO! This is serious stuff! When people really need the drug to make them better it won’t work anymore – and THEN WHAT??

Puppet: YEP – that’s a problem *<turns to children>* So next time you don’t feel so well - your nose is stuffed up and your throat feels sore, you are plain miserable, ask your mom: DOES THE BUG NEED A DRUG? and WASH YOUR HANDS OFTEN! If you wash your hands well with soap and warm water every time you blow your nose, use the potty and especially before you eat your lunch- you’ll really show those bad bugs who is the BOSS!

Facilitator: Sound like a good choice, Bugaloo. Look, here is a story about your bad cousins, the GERMS and another about WASHING HANDS *<pulls out both*

# Activities for 3 - 5 Year Olds

---

*books>* and Bugaloo, perhaps you could help me sing a special *Twinkle Twinkle Little Star* song for Washing Hands?

Puppet: Oh- Goodie! A story about us – let's hear it and what about my favorite poem?

Facilitator: Which one is that, Bugaloo?

Puppet: GERMS ARE EVERYWHERE <*recites poem in sing song voice*>

Facilitator: Well done, Bugaloo. Now let the children choose the story they want to hear first.



## Bugaloo Hand Puppet

Puppet made from inexpensive glove liner.

Finger decorations include, foam shapes, jingle bell, pompom and pipe cleaner.

Bugaloo "eye" in center is made from black and white felt.

Center of eye is commercial "googly eye".

## Germs Are Everywhere

*(Similar to: If you're happy and you know it, clap your hands)*


There are germs in the air, in the air  
There are germs here and there: EVERYWHERE!  
On your hands, on the floor,  
On your toys, on the door!  
There are germs here and there: EVERYWHERE!

There are germs in the air, in the air  
There are germs here and there: EVERYWHERE!  
In your throat, up your nose  
On your skin, between your toes!  
There are germs here and there: EVERYWHERE!



## Handwashing Song

Twinkle, twinkle little star,  
Look how clean my two hands are,  
Soap and water, wash and scrub  
Get those germs off rub-a-dub,  
Twinkle, twinkle little star,  
Look how clean my two hands are.



# Activities for 3 - 5 Year Olds

## Bug Toss

### Materials / Preparation

- Box, with removable lid such as a photocopy paper box
- Printout of lid cover (see next page) pasted on box lid
- Hole in box lid as indicated by dotted line
- Set of hackey sacks (3)

### Optimal Group Size

- 2 children at a time

### Caution:

- Bugaloo Puppet Hand is for Adult Use Only. Puppet is not child safe. Small objects should be used only with adult supervision.
- 

### Directions

- Set out the hackey sacks, which represent antibiotics.
- Children toss the colorful textured balls at the top of the box.
- The balls will slide off the virus shapes on the top of the box but will fall through the “bacteria mouth” in the lid that has been cut out.
- The bacteria are larger and the viruses are smaller. Antibiotics work against bacteria but not against viruses.

### Some Facilitating Comments

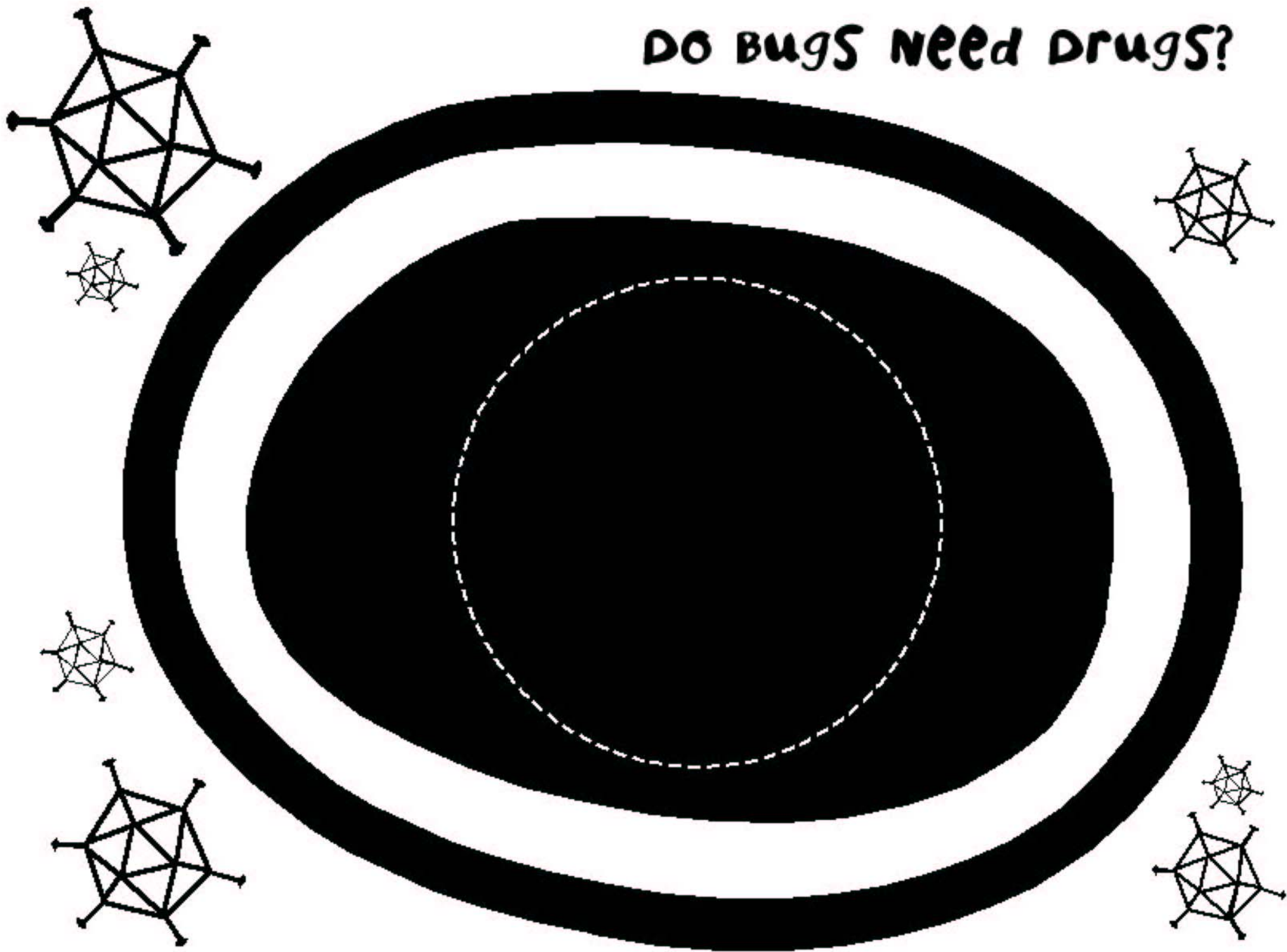
- Use the Bugaloo Puppet Hand to guide the children:
- Good aim! You tossed that drugball right into the Germ’s mouth.
- Do you know what bug it is?
- Look, your drugball slides right off the other Germ’s mouth. Why?

### Major Learning

BACTERIA AND VIRUSES ARE DIFFERENT

ANTIBIOTICS DON’T WORK AGAINST VIRUSES

DO BUGS NEED DRUGS?



# Activities for 3 - 5 Year Olds

## Bug Puppets

### Materials

- Bacteria and virus shapes (see next pages)
- brown paper bags
- assorted collage material:
- geometric shapes
- colorful buttons
- googly eyes
- pipe cleaners
- feathers
- white glue pots/applicators

### Optimal Group Size

- 3 children at a time

### Caution:

- Bugaloo Puppet Hand is for Adult Use Only. Puppet is not child safe. Small objects should be used only with adult supervision.
- 

### Directions


- Allow children to sort through the collage materials to determine what a Virus Bug would wear and what a Bacteria Bug would wear.
- Each child chooses either a bacteria shape or a virus shape picture that they wish to use on their puppet.
- The children then decorate the brown bag using the sorted collage materials.

### Some Facilitating Comments

- Use the words to describe the differences between bacteria and viruses from the next page as children are decorating their puppets.
- Use the Bugaloo Puppet Hand to guide the children:
- Ha, some fancy looking Bugs. All so different.
- Different faces, different dress.
- Just like the real germs!

### Major Learning

BACTERIA AND VIRUSES ARE DIFFERENT



---

Bacterium

## Bacteria and Viruses for Bug Puppets

1. Print one copy of the pictures of the bacteria and viruses.
2. Cut along dotted line.
3. Show the pictures to the children. Explain that they might want their Bug Puppets to look like a bacterium or a virus.
4. Use these words to describe the differences between bacteria and viruses:

### Bacteria

Smooth

Curved

Spiral

Wavy "hair"


### Viruses

Spikes


Pegs

Round


Hexagon




Bacterium




Bacterium



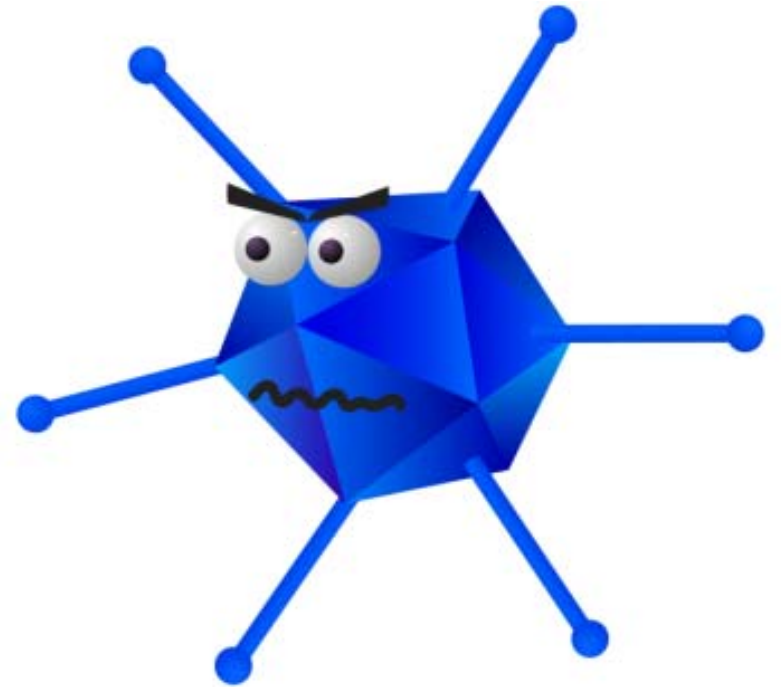
Bacterium



Virus



Virus



Virus



# Activities for 3 - 5 Year Olds

## Invisible Germs

### Materials

- White crayons
- White paper
- Prepared colorwash brushes

### Alternative Materials

- White candles can be substituted for white crayons. As some candles may not work, test candles first before using.

### Optimal Group Size

- 3 children

### Caution:

- Bugaloo Puppet Hand is for Adult Use Only. Puppet is not child safe. Small objects should be used only with adult supervision.
- 

## Directions

- Encourage children to “draw” bug shapes with the white crayons.
- Ask them to close their eyes while they are drawing, using their imagination to guide them.
- The children will then brush their paper with colorwash and discover their Hidden Bugs.

## Some Facilitating Comments

- Use the Bugaloo Puppet Hand to guide the children as follows:
- What does it mean to be “invisible”?
- Aah – too tiny to be seen with the naked eye? No color?
- *Note:* When the children describe their drawings to you, keep them focused on the major learning concepts below.

## Major Learning

GERMS ARE INVISIBLE

JUST BECAUSE YOU CAN'T SEE IT DOESN'T MEAN IT ISN'T THERE